

TUBULAR EMBROIDERY MACHINES



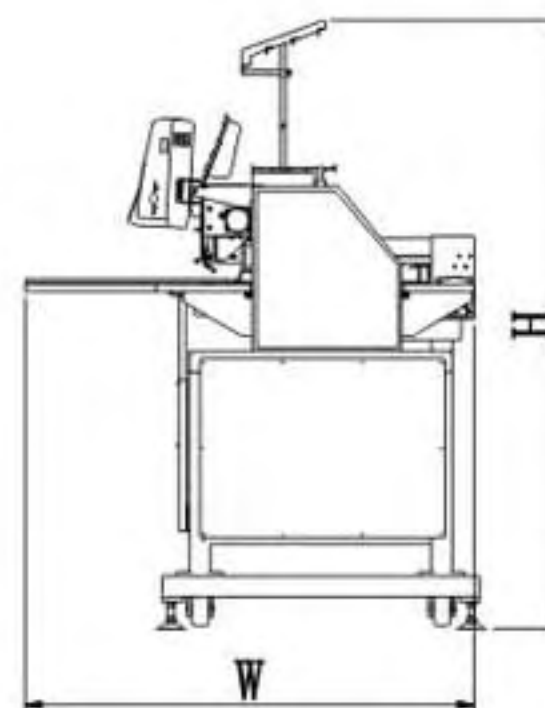
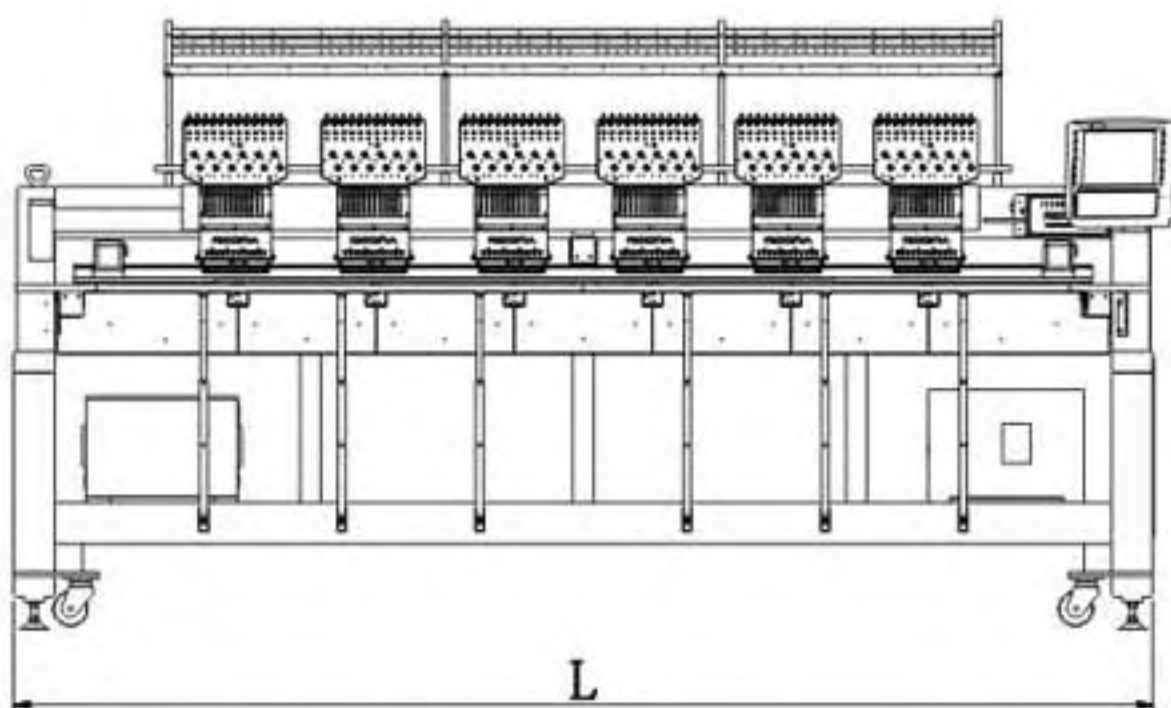
RCM-1206C

FEATURES

- Suitable for flat embroidery, cap embroidery and finished garments embroidery
- Automatic thread trimmer
- Maximum speed 1000 SPM
- 270° wide cap frame
- LCD display showing real time stitching
- USB port ready
- Automatic color change
- Thread break detection
- Pre-sew design trace capable
- Memory capacity 2,000,000 stitches
- Emergency stop

CONTROL PANEL FUNCTIONS

- Color LCD display showing real time stitching
- Numeric keys for selection of needles
- Dot Key to return to 100 degrees
- Mutli languages available
- Manual Color Change
- Frame-moving keys
- Manual Trimming
- Function keys including Menu, Speed up and slow down (also Page Up and Page Down), Help, USB Input, Parameter Settings, Clear, ESC, Enter, etc.
- Embroidery Status
- Embroidery Mode



RCM-1206C T400X450Y450 L:3300 W:1300 H:1780 (mm)




TUBULAR EMBROIDERY MACHINES

PARAMETERS




Model	Needles	Heads	Net Weight	Head Interval	EMB. Area	Machine Size	LCD
RCM-1201C	12	1	290kgs 637lbs	400mm 15.7in	450 X 450mm 17.7X 17.7in	126 X 130 X 174cm 50 X 51 X 69 inch	5"
RCM-1202C	12	2	400kgs 880lbs	400mm 15.7in	450 X 450mm 17.7X 17.7in	166 X 130 X 174cm 65 X 51 X 69inch	5"
RCM-1204C	12	4	600kgs 1322lbs	400mm 15.7in	450 X 450mm 17.7X 17.7in	250X130X178cm 98X51X70inch	8"
RCM-1206C	12	6	750kgs 1653lbs	400mm 15.7in	450 X 450mm 17.7X 17.7in	330X130X178cm 130X51X70inch	8"
RCM-1208C	12	8	950kgs 2094lbs	400mm 15.7in	450 X 450mm 17.7X 17.7in	416X130X184cm 164X51X72inch	8"
RCM-1212C	12	12	1100kgs 2425lbs	400mm 15.7in	450 X 450mm 17.7X 17.7in	690X140X184cm 272X55X72inch	8"

※Stretch machines with 500 X 450mm(20 X 17.7in)sewing field are available upon request.

Frames/hoops included

					
2 x round hoops 9cm(3.5") per head	2 x round hoops 12cm(4.7") per head	2 x round hoops 15cm(5.9") per head	2 x round hoops 20cm(9") per head	2 x square hoops 30x30cm(12"x12") per head	1 x flat-bed sash Frame per machine

Cap attachments included

 2 x cap rings per head that snap into cap station for preparation and then embroidery	 1 x hoop station per machine for easy snap in & snap out preparation of caps	 1 x cap driver per head that snaps in to embroidery machine's bracket holder for hoops
---	---	--

Accessories included

Table top
Operation Manual
Tool kit



LASER POSITIONING SYSTEM



BELT HOOP

Optional Device

1. Sequin device
2. Boring device
3. Cording device
4. Belt hoop
5. Laser positioning system



Options

1. Introductory starter kit
2. 8000 plus pre-digitized stock designs
3. Digitizing, Lettering and Editing Software
4. Shirt hooping station
5. Full size thread cones

